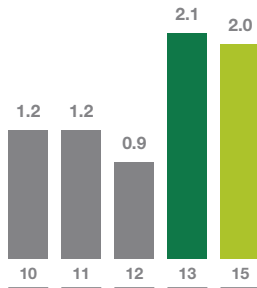


Corporate Responsibility

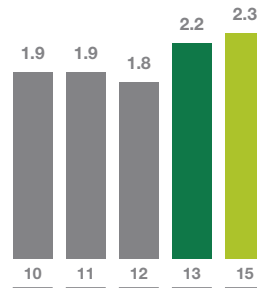
Key Performance Indicators measure UTC's sustainability goals and performance for current operations. UTC reporting standards include the ongoing analysis and correction of data, as applicable, following the close of a reporting period. Consequently, previously reported annual metric results may change between annual reporting periods, and UTC may include any prior-year data revisions in current reporting.

The increases in our 2013 environmental performance results and our 2015 goals reflect the addition of 100 former Goodrich sites to our EH&S management system.

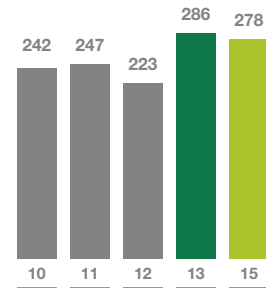
NON-GREENHOUSE GAS EMISSIONS
Million lbs



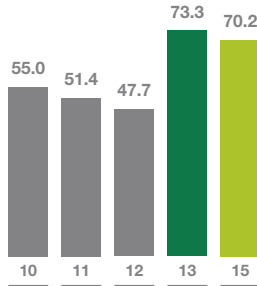
GREENHOUSE GAS EMISSIONS
Million metric tons CO₂e



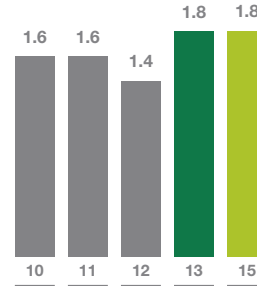
INDUSTRIAL PROCESS WASTE
Million lbs



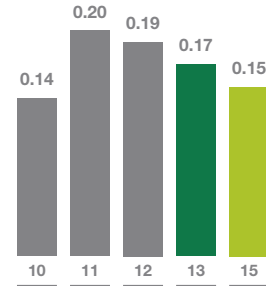
NON-RECYCLED INDUSTRIAL PROCESS WASTE
Million lbs



WORLDWIDE WATER CONSUMPTION
Billion gals



LOST WORKDAY INCIDENT RATE
Cases/100 employees



TOTAL RECORDABLE INCIDENT RATE
Cases/100 employees



In 2013, the U.S. Department of Energy recognized UTC for slashing energy consumption across its U.S. operations by nearly 30 percent between 2005 and 2012. UTC was one of five companies honored for achieving aggressive energy-reduction targets set as part of its voluntary participation in the DOE's Better Plants program. UTC has been a pioneer in energy conservation, setting its first energy reduction goals in 1997.

Additional information detailing our progress is available at www.utc.com/responsibility.